

# Cloud Based Portal



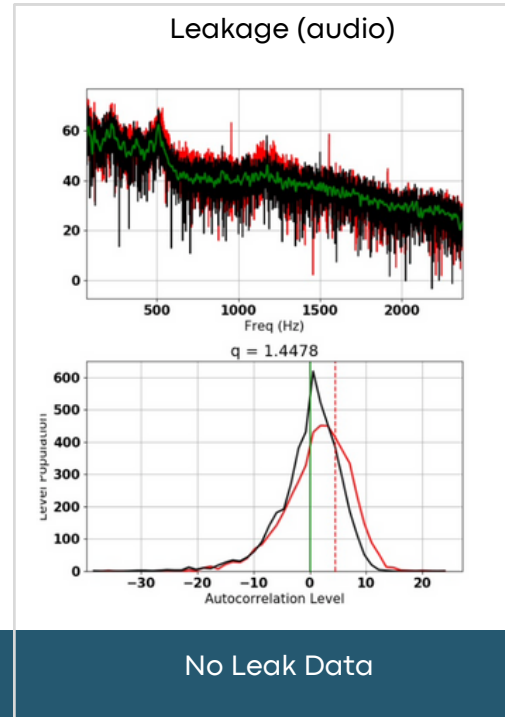
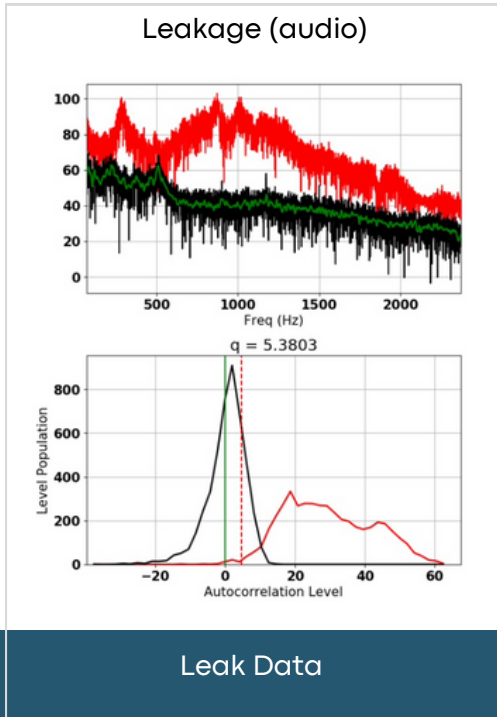
**Prodigy SmartCap**  
Multiple Sensors



**StreamLine Portal**  
Reporting and Dashboard

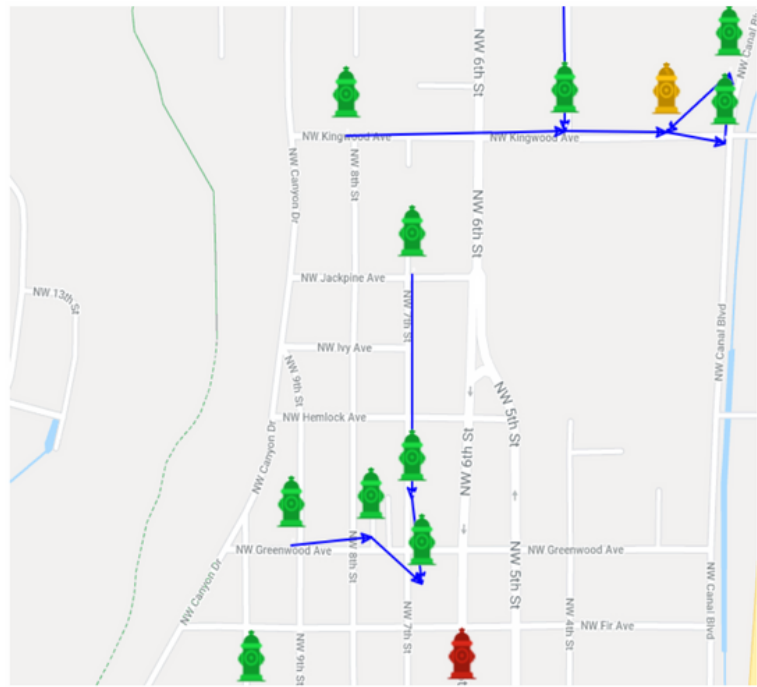
## DATA PORTAL

## Leak Detection - Graphical and Q factor



★

2020-02-04 Tue 05:15:06 (4.0106/212.6876)
2020-02-04 Tue 02:06:08 (14.0567/4256.4014/-5.79)
2020-02-03 Mon 23:47:38 (3.3569/198.1025)
2020-02-03 Mon 18:25:34 (4.1209/209.8301)
2020-02-03 Mon 12:57:36 (3.8486/189.2467)
2020-02-03 Mon 07:27:47 (4.6124/308.9178)
2020-02-02 Sun 20:53:37 (6.6830/819.1057)
2020-02-02 Sun 15:26:58 (4.2779/273.6344)
2020-02-02 Sun 10:06:41 (3.8943/232.8781)
2020-02-02 Sun 04:43:36 (3.1664/105.7466)
2020-02-02 Sun 02:06:09 (4.6564/417.4417/-120.99)
2020-02-01 Sat 23:12:44 (2.8043/74.6075)
2020-02-01 Sat 17:48:45 (4.5888/309.9159)
2020-02-01 Sat 06:56:28 (4.0357/271.4187)
2020-02-01 Sat 01:29:02 (3.5231/246.5283)
2020-01-31 Fri 14:36:32 (4.4804/436.6947)
2020-01-31 Fri 02:06:09 (3.3987/188.7830)
2020-01-30 Thu 05:44:20 (4.7263/348.3569)
2020-01-30 Thu 02:06:08 (3.1812/173.1198)
2020-01-30 Thu 00:14:18 (3.2896/164.9111)
2020-01-28 Tue 06:55:46 (2.5384/158.1579)
2020-01-28 Tue 02:06:08 (1.5565/167.0326)
2020-01-27 Mon 20:16:21 (0.0000/0.0000)



- All Data is color coded
- Based on Q factor and persistence
- Both Q factor level and persistence are customer Configurable
- Leak Pinpointing Icon will work on the same basis
- GIS integration coming 2nd 1/4

**BENEFITS**

- Feature Rich Data set
- NRW Management - Reduce Leak Run Tim
- Security of supply/Protect your customers
- Anti-theft device - Police your illegal use effectively
- Reduction in "emergency's" and associated cost
- Lastest Innovation and IoT technology

